




Department
for Transport

Can I get a Blue Badge?

A guide from the
Department for Transport
for people living
in England




This leaflet is available in Braille, CD, audio tape and large print formats. You can order copies in these formats by emailing blue.badge@dft.gsi.gov.uk



The Blue Badge scheme

The aim of the Blue Badge scheme is to help disabled people who have severe mobility problems to access goods, services and other facilities by allowing them to park close to their destination.

The scheme provides a national range of on-street parking concessions for Blue Badge holders who are traveling either as a driver or passenger. It allows badge holders to park without charge or time limit in places such as on-street disabled bays and at on-street parking meters and pay and display machines. Badge holders can also park on yellow lines for up to three hours, unless a ban on loading or unloading is in force.



The scheme has never fully applied to the following parts of central London: the Cities of Westminster and London, the Royal Borough of Kensington and Chelsea and part of the London borough of Camden.

The concessions provided under the scheme do not apply to off-street car parks, such as those at supermarkets and hospitals, or privately owned roads, such as those you find at airports.

Do you automatically qualify for a badge?



1. People who automatically qualify for a badge:



A person is automatically eligible for a badge if they are over two years old and meet at least one of the following criteria:

- a receives the Higher Rate of the Mobility Component of the Disability Living Allowance;
- b receives a Personal Independence Payment for being unable to walk further than 50 metres (a score of 8 points or more under the 'moving around' activity of the mobility component);
- c is registered blind (severely sight impaired);
- d receives a War Pensioner's Mobility Supplement; or
- e has received a lump sum benefit within tariff levels 1-8 of the Armed Forces and Reserve Forces (Compensation) Scheme and has been certified as having a permanent and substantial disability which causes inability to walk or very considerable difficulty in walking.

Explanation

If you are applying for a badge under any of these criteria you will automatically qualify, provided you have the right documentation to support your application and can provide proof of your identity and proof that you are a resident in the local authority in which you are applying.

Do you have very considerable difficulty in walking ?



2. People who may also qualify for a badge



Some people may also be eligible for a badge if they are more than two years old and have a permanent and substantial disability which causes inability to walk or very considerable difficulty in walking.

Explanation

If you are applying for a badge under this criterion you will need to show that you have a permanent and substantial disability which means:

- you are unable to walk: or
- you are unable to walk very far without experiencing very considerable difficulty. This may include excessive pain and breathlessness, or a deterioration of health brought on by the effort needed to walk.

A permanent and substantial disability is one that is likely to last for all of your life. Eligibility is not determined on the basis

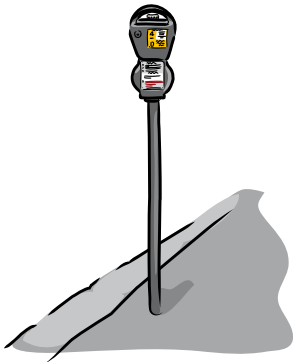
Continued on page 7

Do you have very considerable difficulty in walking ?

of a particular diagnosis or condition. It is the effect of the permanent disability on your ability to walk that is important. Medical conditions such as asthma, autism, psychological/behavioural problems, Crohn's disease/incontinent conditions and Myalgic Encephalomyelitis (M.E.) are not in themselves a qualification for a badge. People with these conditions may be eligible for a badge under this criterion, but only if they are unable to walk or have very considerable difficulty in walking, in addition to their condition.

Your local authority is responsible for deciding whether you are eligible and may ask you to undergo a mobility assessment with a medical professional such as a physiotherapist or occupational therapist.

Are you a driver with severe disabilities in your arms?



3. People who may also qualify for a badge



Some people may also be eligible for a badge if they drive a motor vehicle regularly, have a severe disability in both arms, and are unable to operate, or have considerable difficulty operating, all or some types of parking meter.

Explanation

To qualify for a badge under this criterion you will need to show that you meet **all** of the following:

- that you drive a vehicle regularly
- that you have a severe disability in both arms;
- and that you are unable to operate, or have considerable difficulty operating, all or some types of on-street parking equipment.

Most drivers with disabilities in both arms drive a vehicle with adapted steering.

Continued on page 9

**Are you a
driver with
severe
disabilities
in your arms ?**

Only drivers with the most severe disabilities in both their arms will be eligible under this criterion. It does not apply to people who, for example, have difficulty carrying parcels or shopping or to people who travel solely as a passenger.

Is the applicant under three years of age ?



4. Special rules for children under three



A parent of a child who is less than three years old may apply for a badge for their child if the child has a specific medical condition which means that they:

- a** must always be accompanied by bulky medical equipment which cannot be carried around without great difficulty; and/or
- b** need to be kept near a vehicle at all times, so that they can, if necessary, be treated in the vehicle, or quickly driven to a place where they can be treated, such as a hospital.

Explanation

A parent or guardian must apply on behalf of a child under the age of three.

The list of bulky medical equipment referred to above may include:

- ventilators;
- suction machines;

Continued on page 11

Is the applicant under three years of age ?

- feed pumps;
- parenteral equipment;
- syringe drivers;
- oxygen administration equipment;
- continuous oxygen saturation monitoring equipment; and
- casts and associated medical equipment for the correction of hip dysplasia.

The child will be eligible to receive a badge if the equipment is always needed and cannot be carried without great difficulty. The local authority may ask for information from a medical professional involved in your child's care.

Examples of highly unstable medical conditions that mean children who have them may need quick access to transport to hospital or home may include:

- tracheostomies;
- severe epilepsy/fitting;
- highly unstable diabetes; or
- terminal illnesses that prevent children from spending any more than brief moments outside and who need a quick route home.

Please note this list is not exhaustive.

Does your organisation care for and transport disabled people ?



5. Badges for organisations



Some organisations may be eligible for a Blue Badge if they **both** care for and transport disabled people who themselves meet the eligibility criteria for a badge (described in sections 1-4). The issuing local authority will also need to decide whether the organisation has a clear need for an organisational badge rather than using the individual badges of the people it is transporting. An organisational badge must only be displayed when someone who would be eligible for a Blue Badge in their own right is being transported.

Common examples of organisations that may be eligible include residential care homes, hospices or local authority social services departments. It is unlikely that taxi or private hire operators and community transport operators would be eligible for an organisational Blue Badge as they are not usually concerned with the care of disabled people.

Who do I contact to apply for a badge ?



6. How to apply for a badge




The Blue Badge scheme is administered by your local authority. You should contact them directly for enquiries or information about the administration of the scheme and for copies of their application form. Alternatively, you can apply on line at **www.gov.uk/apply-blue-badge**

The Blue Badge is a two-sided card with space for a photograph of the badge holder on the back. You will need one passport-sized and passport standard photograph clearly showing your full face, taken within a month prior to the date of your application.

If you live in England and think you may qualify for a Blue Badge you should apply to your local authority (the address and telephone number will be in your local telephone directory or on the website **www.gov.uk/apply-blue-badge**, under ‘find your local council’). If you contact your local

Who do I contact to apply for a badge?



authority by telephone, ask for the section dealing with Blue Badges. Initial enquiries on whether you might be eligible for a badge are also dealt with by the Blue Badge Initial Enquiry Support Service on **0844 463 0213**.

Explanation

Your local authority will decide if you are eligible for a badge. If they decide that you are not eligible and you think that they did not take account of all the facts, you can ask them to consider your application again. You cannot appeal to the Department for Transport.

A local authority may refuse to issue a badge if they have reason to believe that the person applying for it is not who they claim to be or that the badge would be used by someone else. They can also refuse to issue a badge if you do not supply sufficient evidence that you are eligible.



Department for Transport

Copies of this leaflet can be downloaded
from the DfT website at [www.dft.gov.uk/
topics/access/blue-badge/](http://www.dft.gov.uk/topics/access/blue-badge/)



Produced by the
Department for Transport
Updated April 2013
© Crown Copyright 2007
Product Code T/INF/1213